

GAMECHANGER™

Scorekeeping Cheat Sheet

1 Set your **Starting Lineup** from the game screen

Set Starting Lineup

2 Tap **"Score Game"**

Score Game

Go Live

3 Go to **Opponents** screen to add their lineup or lineup placeholders

Undo

Redo

Score

My Team

Opponent

Plays

Stats

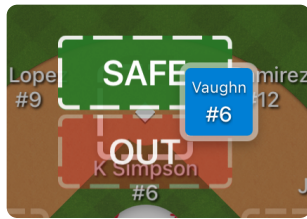
4 Tap **Pitch** button to begin each at bat



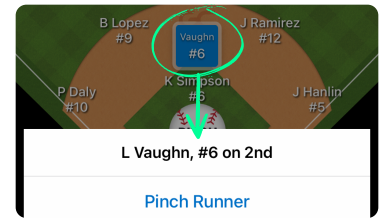
5 Drag Fielders to where the ball is hit



6 **Manually advance runners** or call them out on the base paths by dragging them **SAFE** or **OUT**

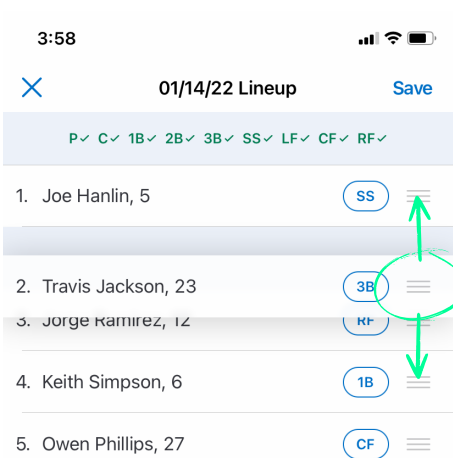


7 Tap on a player in the field or from the lineup to **make a substitution**

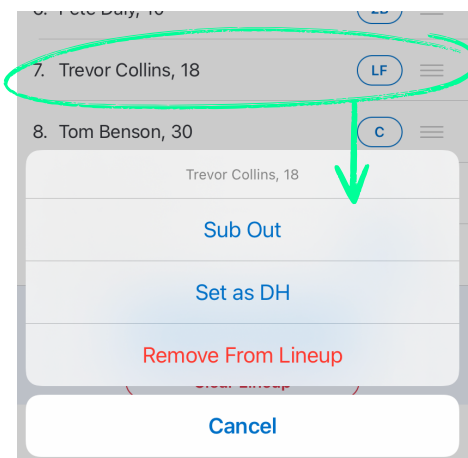


Advanced Tips

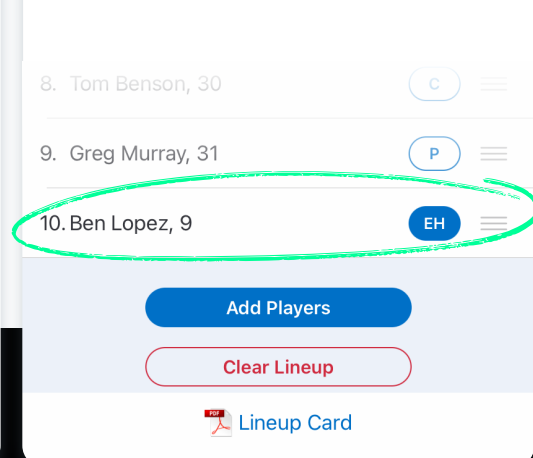
1 **Drag N Drop** Players to edit your batting order



2 Tap on the player to set **DH or DP/Flex**



3 Players will be listed as extra hitter (EH) if they aren't assigned a position

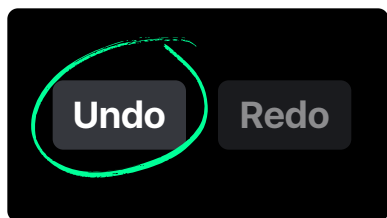


GAMECHANGER™


Scorekeeping Cheat Sheet

Made a Mistake? Don't Sweat It

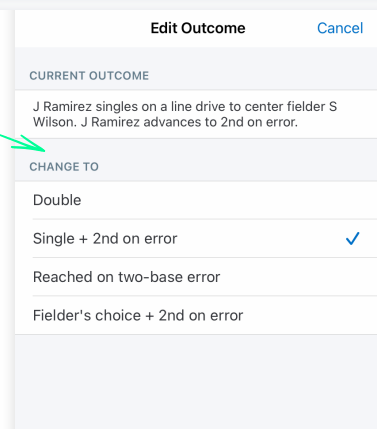
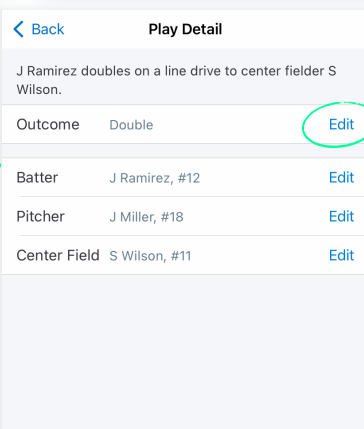
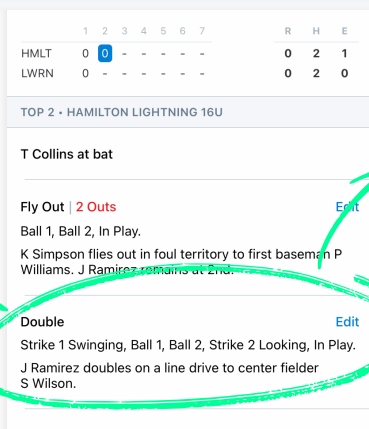
1 Use the **Undo** button to correct a mistake on the last play



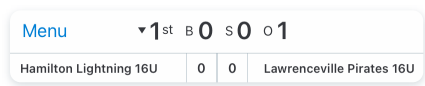
2 Change previous scoring decisions from the **Plays** tab



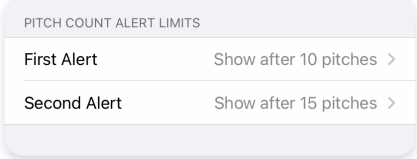
3 Correct play outcomes and fix missed substitutions



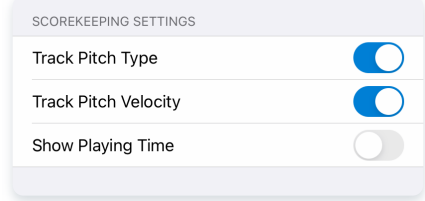
Experience More from the Game Menu



1 Set Pitch Count alerts



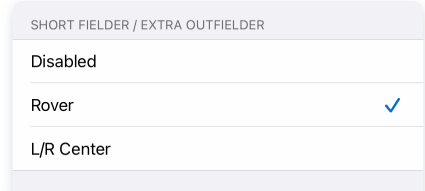
2 Track pitch velocity



3 Turn on the game clock



4 Add a 10th fielder



RESOURCES

gc.com
teammanager.zendesk.com

youtube.com/user/GameChangerSports
reddit.com/r/GameChangerApp

